Registering Your Patrol for Verdugo Hills Council's Camporee 2026

Verdugo Hills Council uses an event registration system called Tentaroo, which is managed independently by each council. If your patrol is from another council that also uses Tentaroo, a VHC Tentaroo account must be created.

Registration instructions are intended for Scoutmasters registering patrols. If you are a Scout or parent of a Scout who wants to participate, talk to your Scoutmaster about signing up.

- Account Creation, Page 2
- Registration, Page 3
- Payment (registration is not complete until payment is finalized), Page 4
- Adding More Participants After Payment, Page 5

2026 Camporee theme:

Scouting America
Verdugo Hills Council



October 9-11, 2026 | Camp Verdugo Oaks

Contact VHC Camping & Activities Registrar Wendy Tateishi for assistance.
Wendy.Tateishi@Scouting.org
General Video Tutorial: https://users.tentaroo.com/account

ACCOUNT CREATION

1. Go to VHC's homepage: https://www.vhcbsa.org/
2. Select CREATE AN ACCOUNT at the top right corner of the page.

3. Under the EVENT field, choose "CAMPOREE – CVO!" from the pull-down menu.

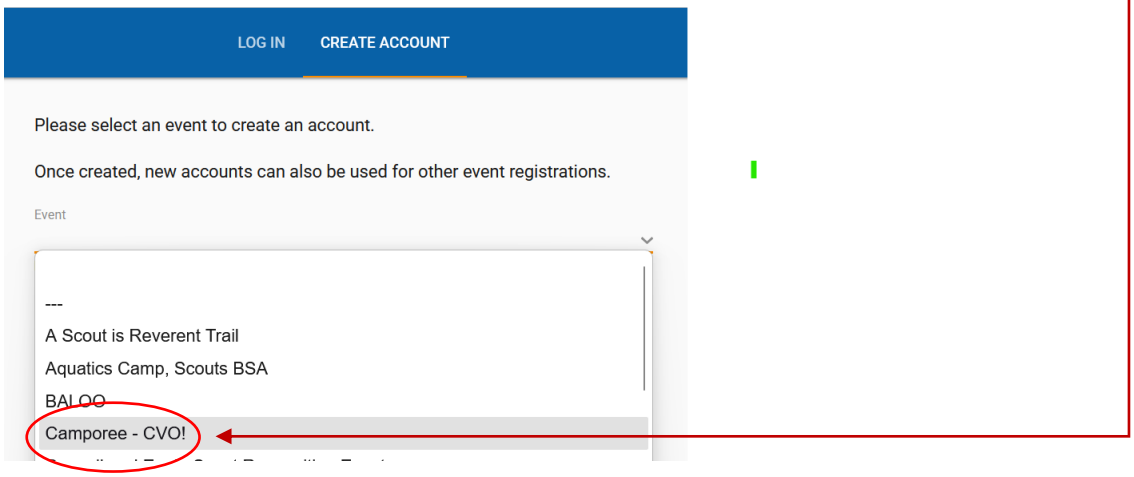

4. Complete all fields. Make sure to click COMPLETE at the bottom of the page.

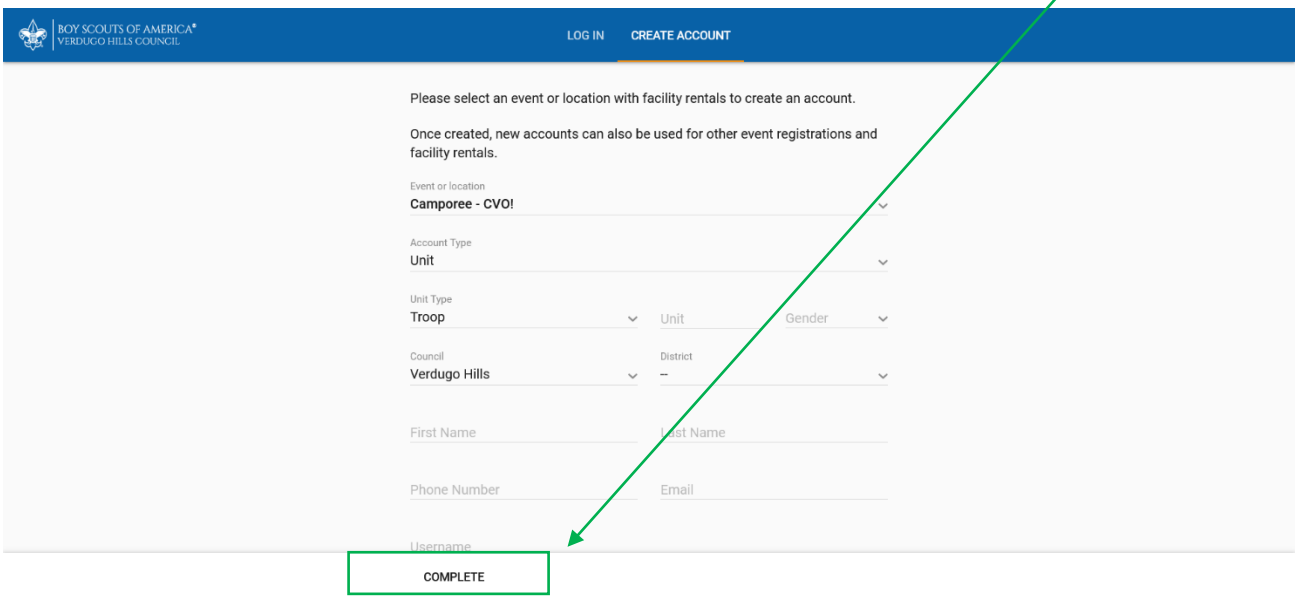

Note the username and password you have created. These are your login credentials.

5. Once you've submitted your information, you will receive an email with a verification link to activate your account.
6. Click on the link emailed to you and you will be able to log in.
7. Log in using your credentials.
8. Log out by navigating to your dashboard: select HOME, then LOG OUT at the bottom left of your screen.

REGISTRATION

If you are familiar with using the Tentaroo reservation system, you may find the event listed under the EVENTS icon while signing up for other VHC events. However, selecting "CAMPOREE – CVO!" from the AVAILABLE EVENTS tab will not allow you to register your patrol.

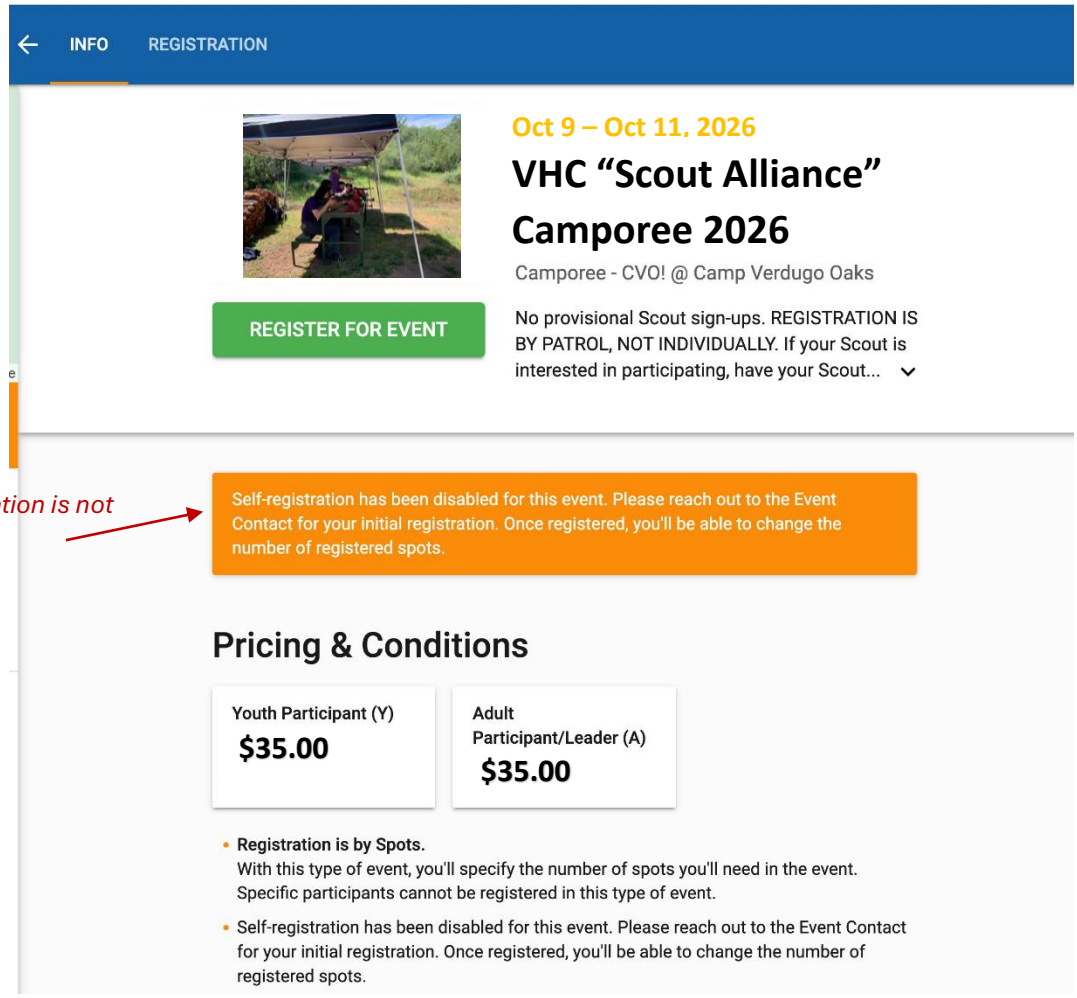

Self-registration is not enabled.

1. **To register your patrol, contact Camping & Activities Registrar Wendy Tateishi at Wendy.Tateishi@Scouting.org. Please provide items a-g:**
   a. Troop # and Council
   b. Tentaroo Account Username
   c. Name of Scoutmaster
   d. Number of Youth Participants
   e. Number of Adult Participants
   f. Serious allergies, dietary restrictions, and special needs of participants.
   g. Indicate any needs your patrol will have, or if your unit is helping with this event.
2. An invoice will be emailed to the email addresses on your Tentaroo account profile.
3. After receiving the invoice, remit payment through your Tentaroo account. **Registration is not completed until payment is remitted. See PAYMENT section, Page 4.**
4. Log out by navigating to your dashboard: select HOME, then LOG OUT at the bottom left of your screen.

There are no refunds for cancellations or reducing participant numbers after registering. You may ADD participants after payment.

PAYMENT

1. Go to VHC's homepage: https://www.vhcbsa.org/
2. Select LOGIN at the top right corner of the page and enter your login credentials.
3. Select the shopping cart with a number in a green circle on it.
4. On the shopping cart summary, choose “Edit” to review your order (see #5 below). You may also choose CHECK OUT to proceed directly to the payment screen (see #6 below).

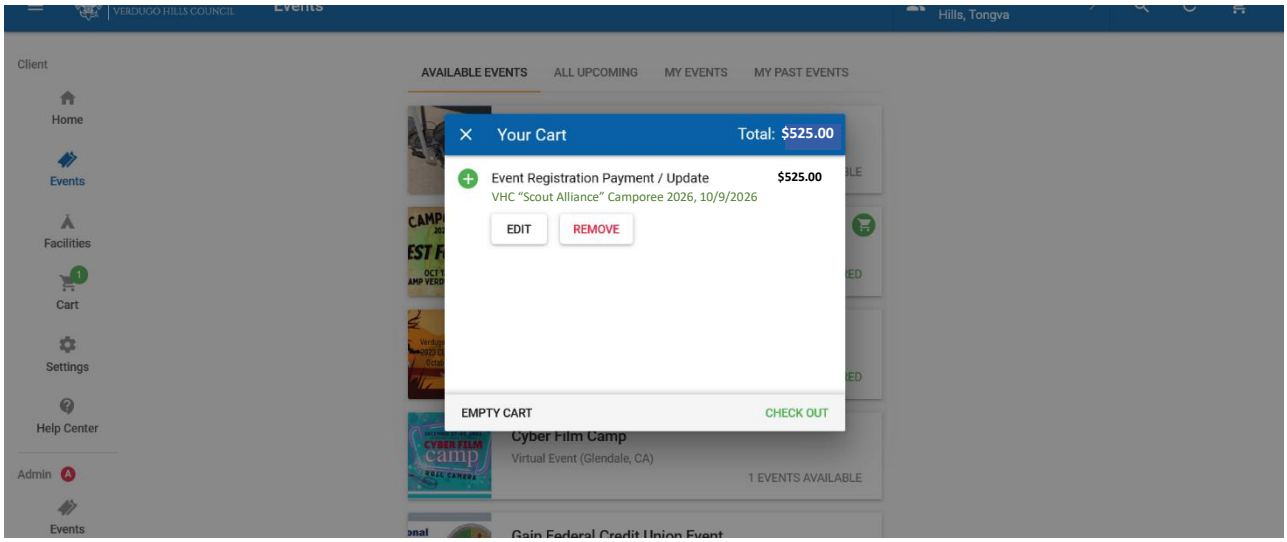

5. Choosing “Edit” displays the amount owed and your number of youth and adult participants.

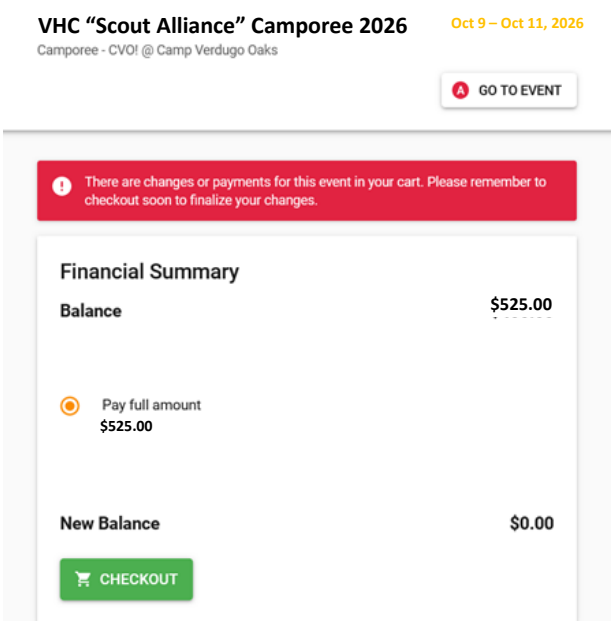

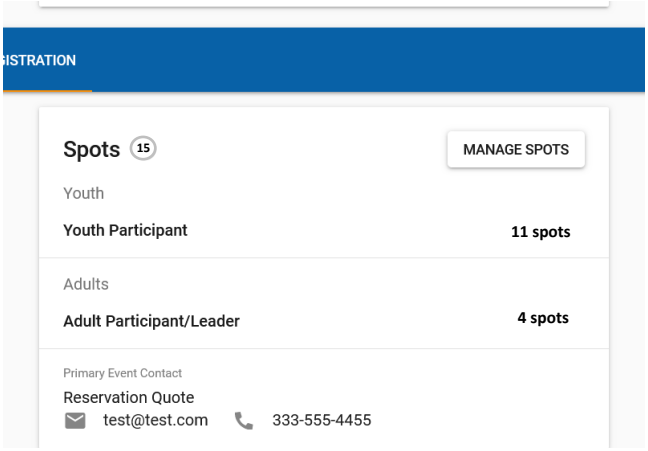

6. Select CHECKOUT and follow all prompts for payment. A receipt will be emailed to the email addresses on your Tentaroo account profile.
7. Log out by navigating to your dashboard: select HOME, then LOG OUT at the bottom left of your screen.

ADDING MORE PARTICIPANTS AFTER PAYMENT

1. Go to VHC's homepage: https://www.vhcbsa.org/
2. Select LOGIN at the top right corner of the page and enter your login credentials.
3. **On the user dashboard, click on the "VHC 'Scout Alliance' Camporee 2026" order box:**

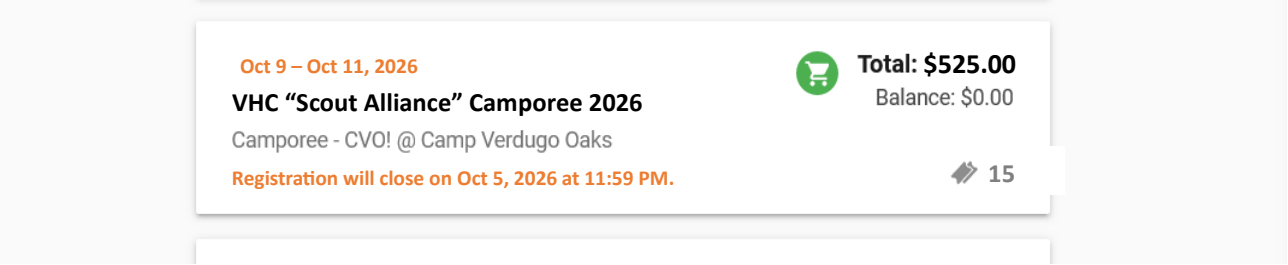

4. The Financial Summary page appears. Scroll to REGISTRATION and choose "Manage Spots" to add more participants. There are no refunds for cancellations or reducing participant numbers after registering.

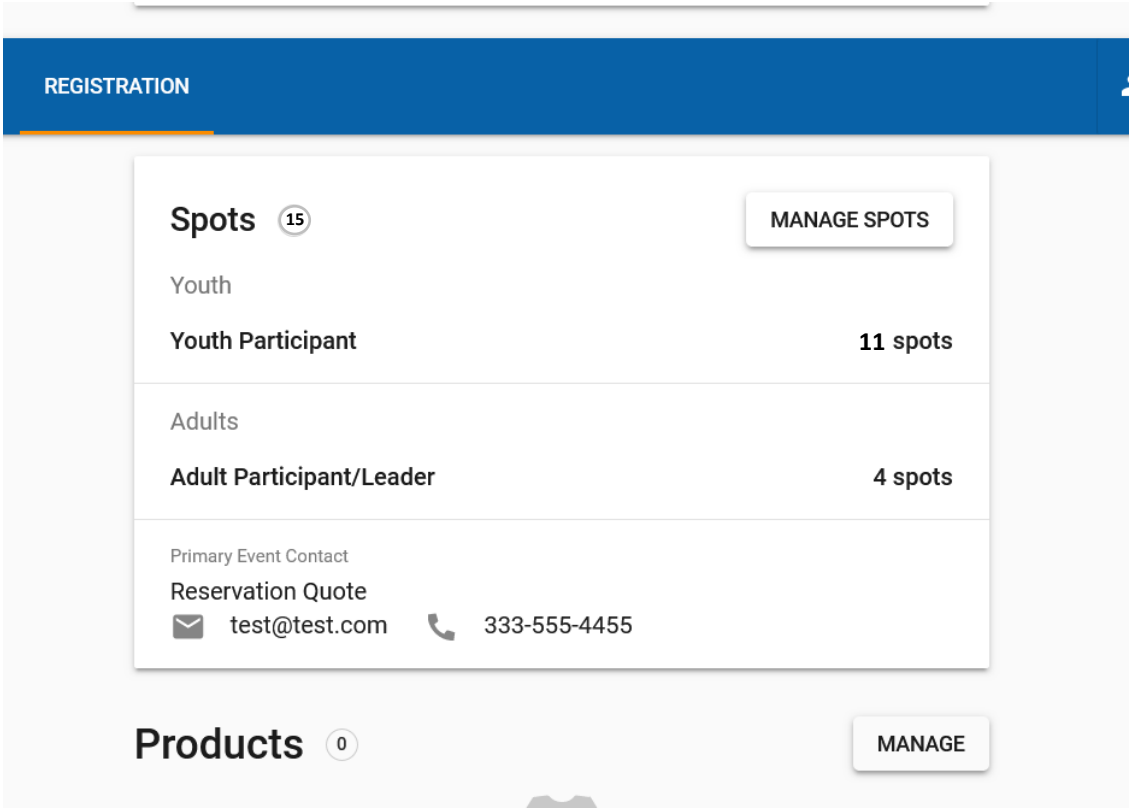

5. Select COMPLETE to save, then CHECKOUT and follow all prompts for payment. A receipt will be emailed to the email addresses on your Tentaroo account profile.

6. Log out by navigating to your dashboard: select HOME, then LOG OUT at the bottom left of your screen.